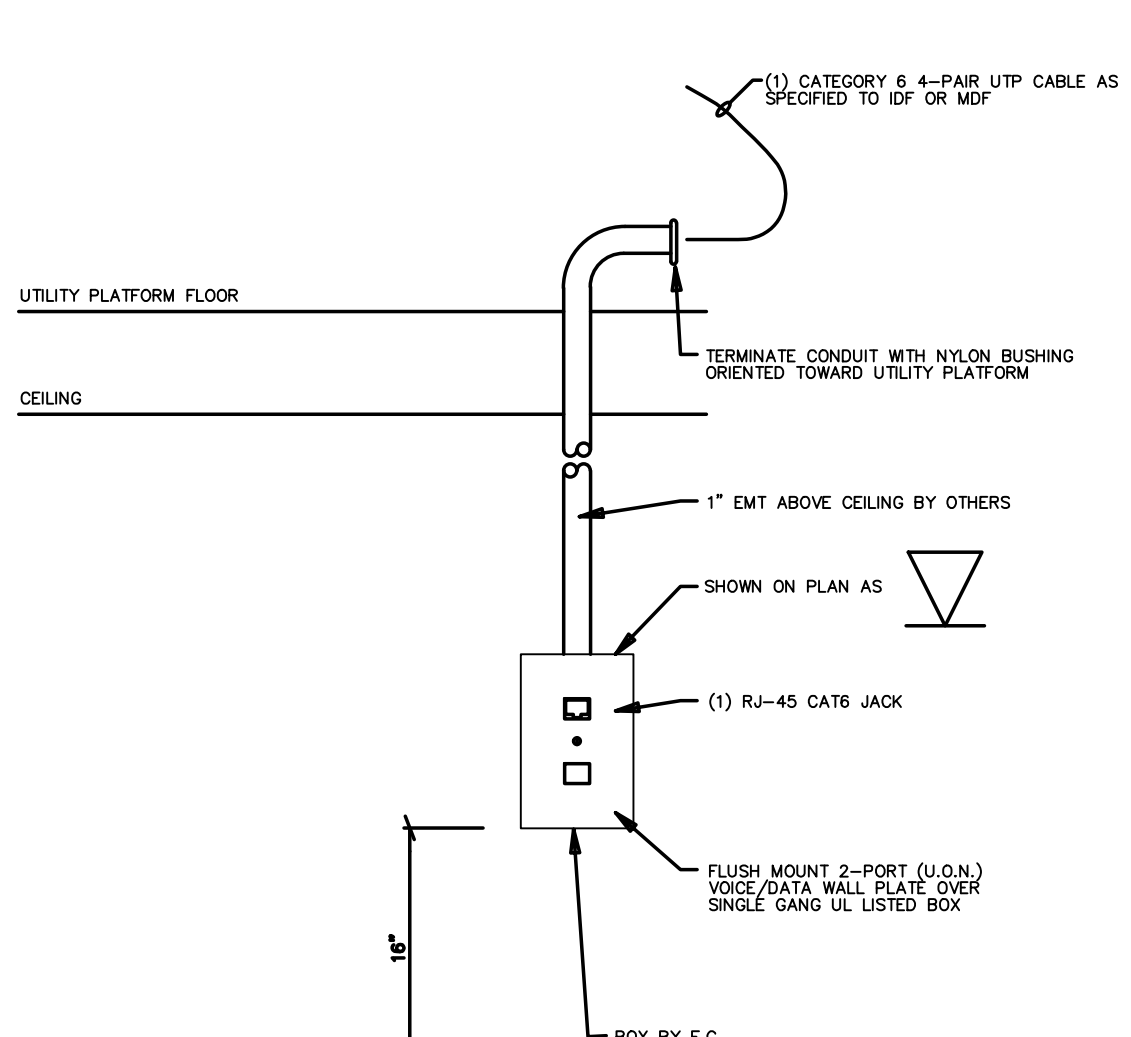
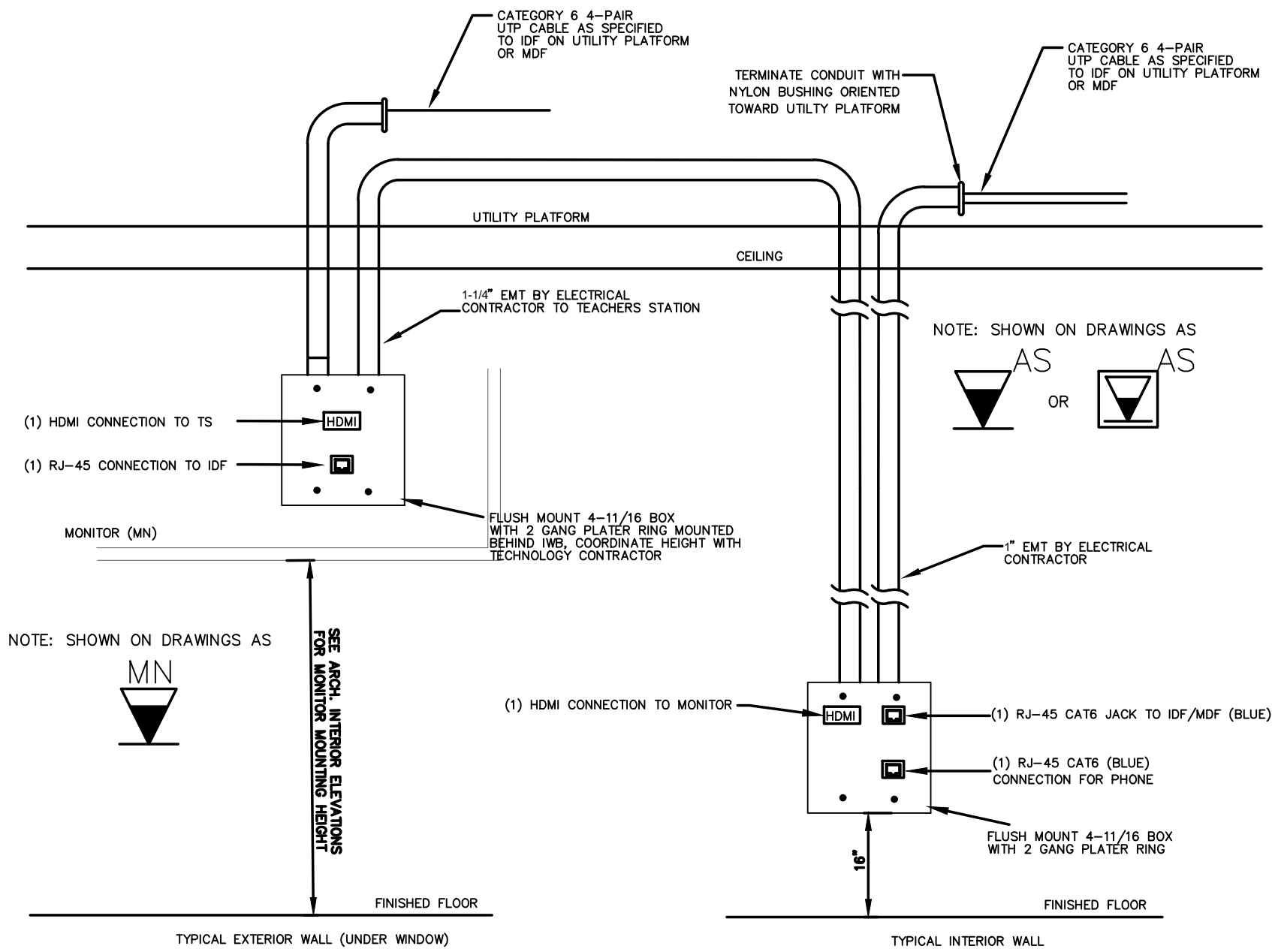


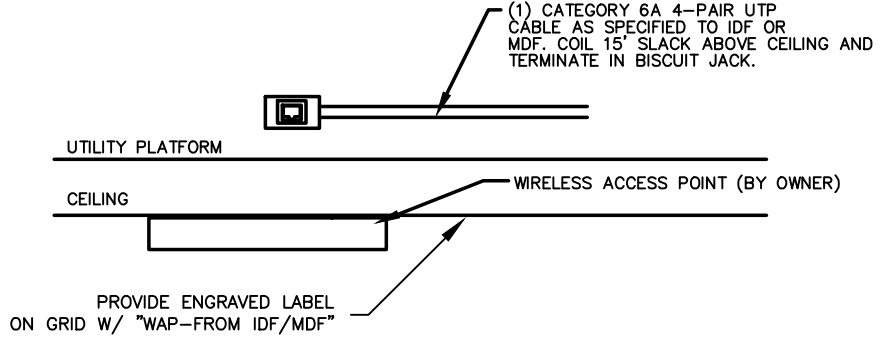
001.5 DUAL DATA OUTLET DETAIL
SCALE: NONE



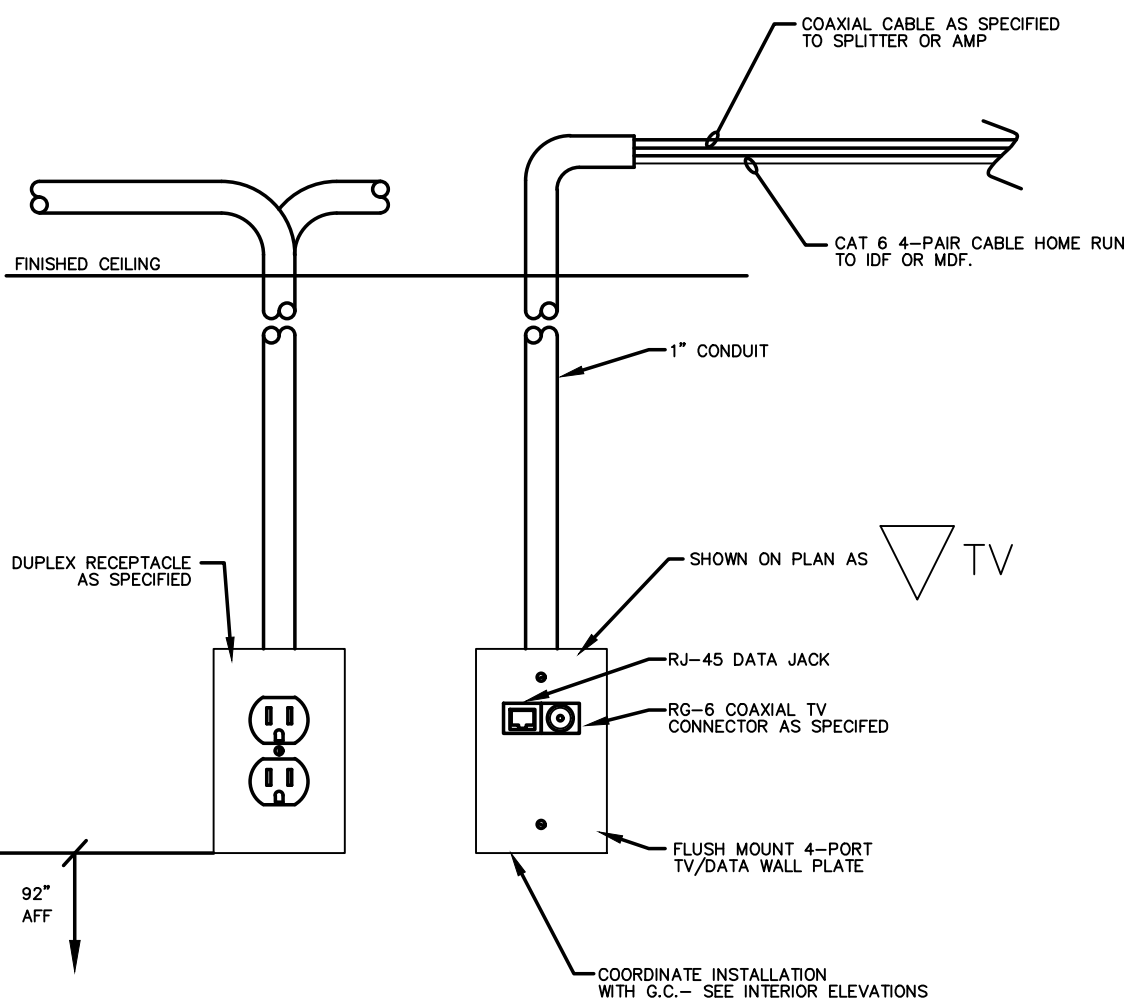
001.6 SINGLE DATA OUTLET DETAIL
SCALE: NONE



001.7 ACTIVITY ROOM MONITOR OUTLET DETAILS
SCALE: NONE



001.3 WAP OUTLET DETAIL
SCALE: NONE

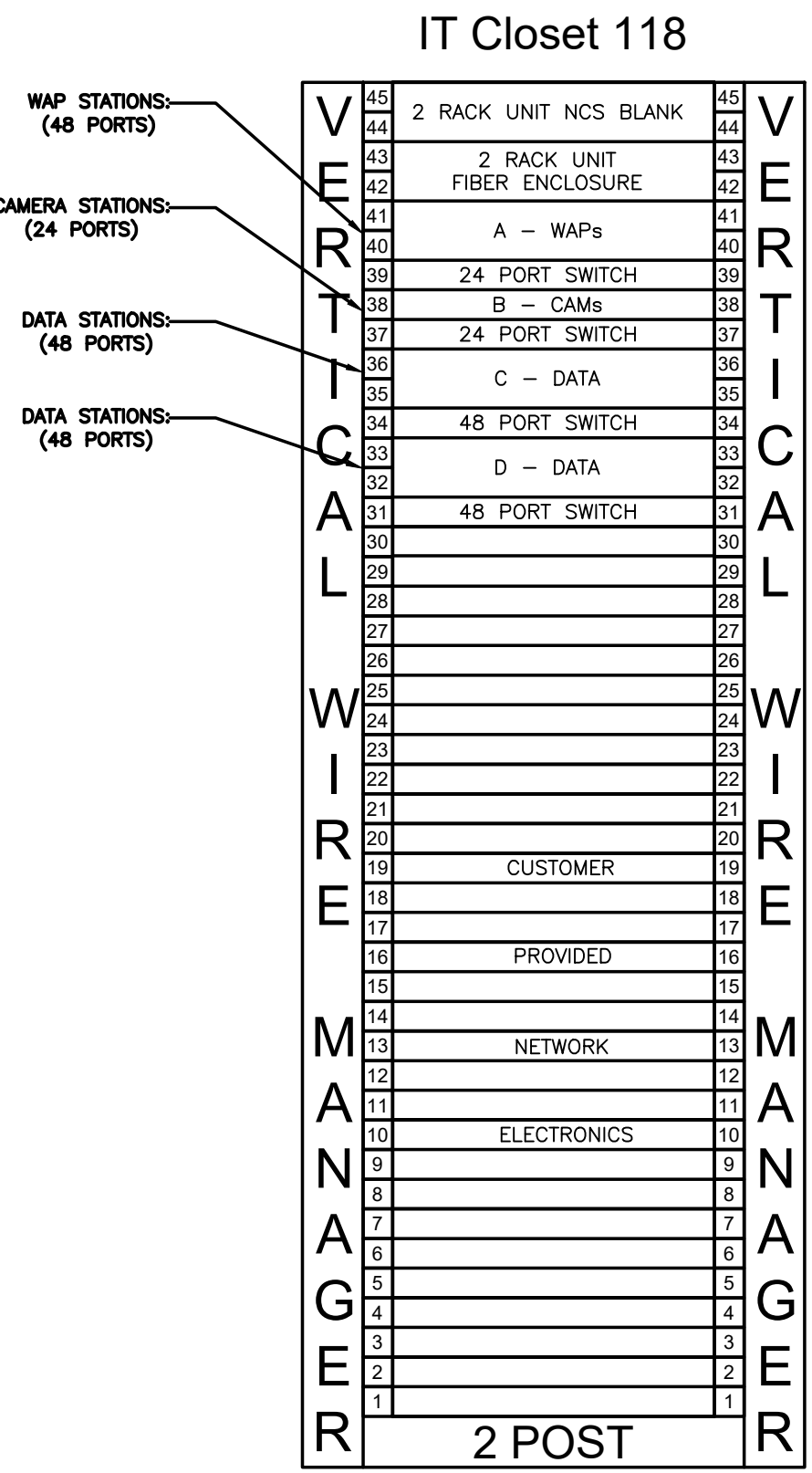


001.4 POWER/TV/DATA WALL OUTLET DETAIL
SCALE: NONE

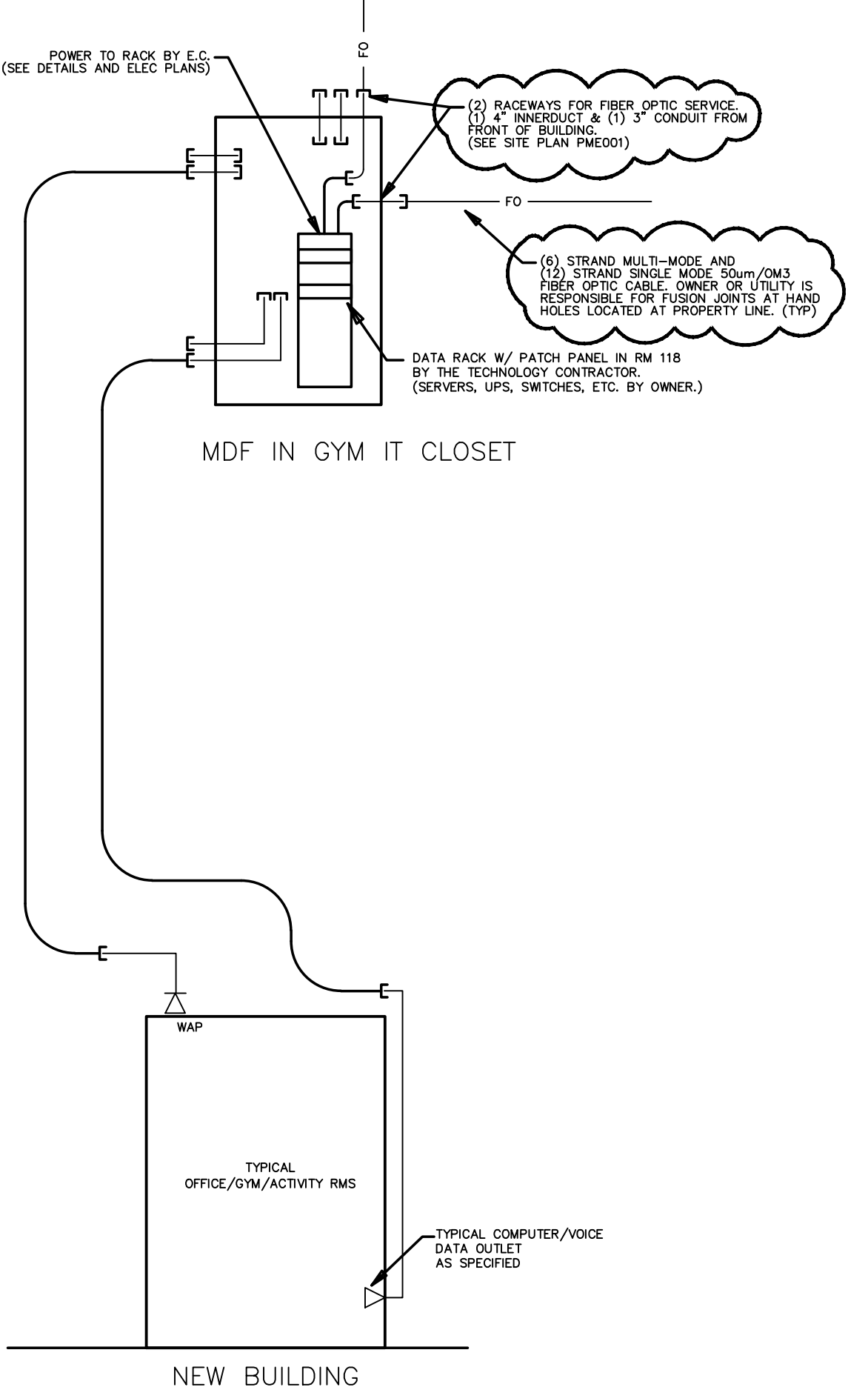
CABLE SEPARATION DISTANCE TABLE			
	< 20VA	2 TO 20VA	> 20VA
PANELS, MOTORS, FANES, SIMILAR	18"	24"	36"
FLUORESCENT FIXT., HD BALLASTS, SIM.	12"	18"	24"
UNSHIELDED CONDUCTORS & POWER CONDUCTORS IN GROUND METALLIC CONDUIT	6"	12"	18"
SHIELDED LOW TENSION CONDUCTORS	6"	6"	12"

- NOTE:
- 1) ALL FIRE ALARM CONDUCTORS SHALL BE RUN IN CONDUIT ON OPPOSITE SIDE OF TELECOM CLOSET ON UTILITY PLATFORM
 - 2) VOICE & DATA TELECOMMUNICATIONS CABLE SHALL NOT BE RUN PARALLEL TO POWER CABLE WHEN WITHIN 36", EVEN FOR SHORT DISTANCES
 - 3) DUCTWORK & PIPING HAVE RIGHT-OF-WAY OVER CABLEING

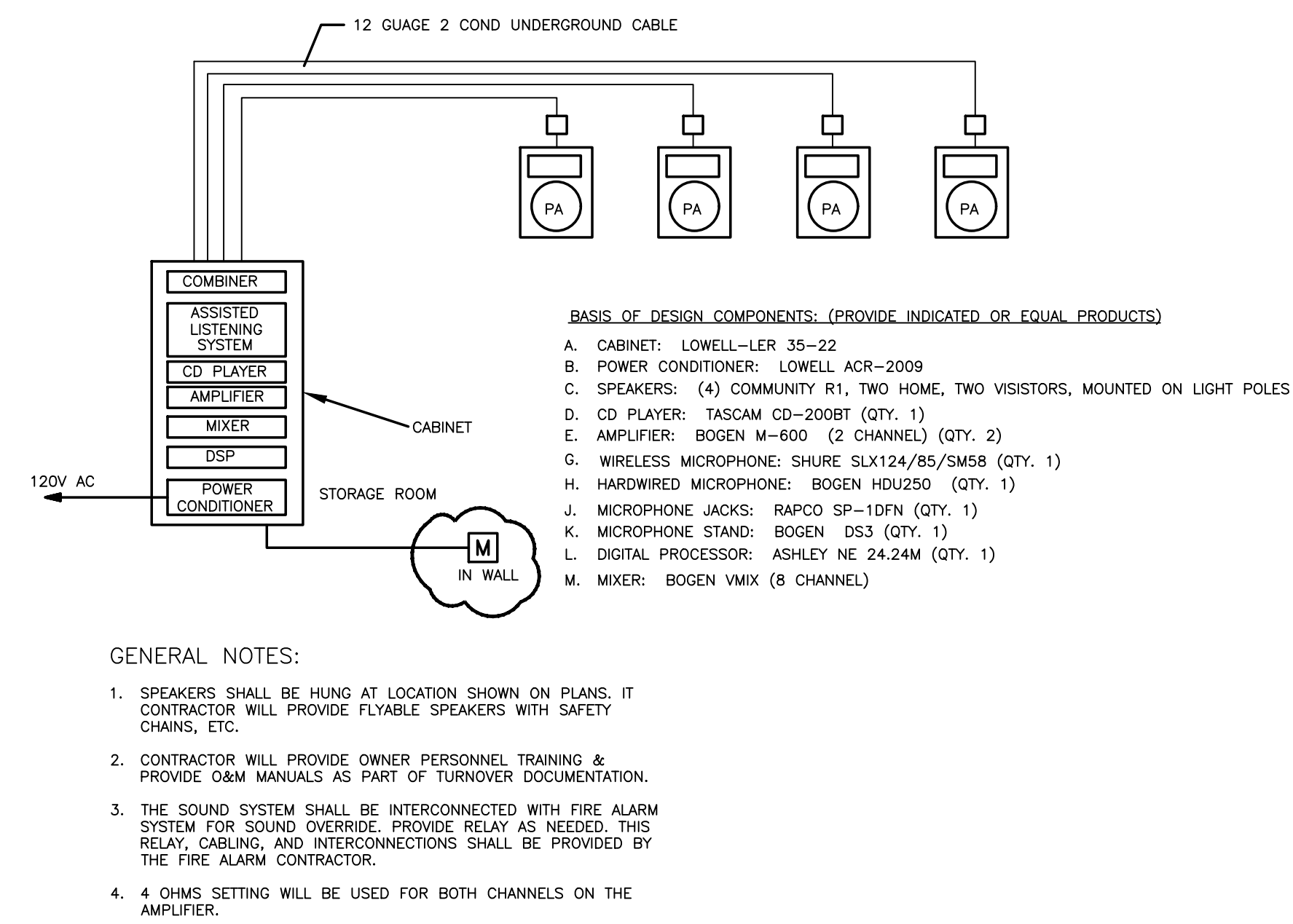
LV SYMBOL LEGEND	
[Symbol]	CEILING MOUNTED WIRELESS ACCESS POINT-SEE DETAIL
[Symbol]	ORIENT CAMERA TO BOX BY E.C. (ORANGE DIRECTION)
[Symbol]	ORIENT CAMERA TO BOX BY E.C. (ORANGE DIRECTION)
[Symbol]	CEILING MOUNTED INTERCOM SPEAKER
[Symbol]	CEILING MOUNTED SPEAKER - WIRELESS MICROPHONE
[Symbol]	RECEIVED MICROPHONE - WIRELESS MICROPHONE
[Symbol]	SINGLE GANG MICROPHONE JACK
[Symbol]	DOOR CONTACT
[Symbol]	ELECTRIC DOOR STRIKE
[Symbol]	CEILING MOUNTED MOTION DETECTOR
[Symbol]	INTERCOM MOUNTED SPEAKER
[Symbol]	ORIENT CAMERA TO BOX BY E.C. (ORANGE DIRECTION)
[Symbol]	SECURITY CAMERA TO BOX BY E.C. (ORANGE DIRECTION)
[Symbol]	WIRE MOUNTED MOTION DETECTOR FOR SECURITY SYSTEM
[Symbol]	WIRE MOUNTED MOTION DETECTOR FOR SECURITY SYSTEM



001.3 PROPOSED DATA RACK LAYOUT
SCALE: NONE



001.2 ICS CONNECTION DIAGRAM
SCALE: NONE



001.1 SOUND SYSTEM RISER
SCALE: NONE

- GENERAL NOTES:
1. SPEAKERS SHALL BE HUNG AT LOCATION SHOWN ON PLANS. IT CONTRACTOR WILL PROVIDE FLYABLE SPEAKERS WITH SAFETY CHAINS, ETC.
 2. CONTRACTOR WILL PROVIDE OWNER PERSONNEL TRAINING & PROVIDE O&M MANUALS AS PART OF TURNOVER DOCUMENTATION.
 3. THE SOUND SYSTEM SHALL BE INTERCONNECTED WITH FIRE ALARM SYSTEM FOR SOUND OVERSIRE, PROVIDE RELAY AS NEEDED. THIS RELAY, CABLEING, AND INTERCONNECTIONS SHALL BE PROVIDED BY THE FIRE ALARM CONTRACTOR.
 4. 4 OHMS SETTING WILL BE USED FOR BOTH CHANNELS ON THE AMPLIFIER.

- 120V AC
- COMBINER
- ASSISTED LISTENING SYSTEM
- CD PLAYER
- AMPLIFIER
- MIXER
- DSP
- POWER CONDITIONER
- CABINET
- STORAGE ROOM
- IN WALL

- 120V AC
- COMBINER
- ASSISTED LISTENING SYSTEM
- CD PLAYER
- AMPLIFIER
- MIXER
- DSP
- POWER CONDITIONER
- CABINET
- STORAGE ROOM
- IN WALL

- 120V AC
- COMBINER
- ASSISTED LISTENING SYSTEM
- CD PLAYER
- AMPLIFIER
- MIXER
- DSP
- POWER CONDITIONER
- CABINET
- STORAGE ROOM
- IN WALL

- 120V AC
- COMBINER
- ASSISTED LISTENING SYSTEM
- CD PLAYER
- AMPLIFIER
- MIXER
- DSP
- POWER CONDITIONER
- CABINET
- STORAGE ROOM
- IN WALL


- 120V AC
- COMBINER
- ASSISTED LISTENING SYSTEM
- CD PLAYER
- AMPLIFIER
- MIXER
- DSP
- POWER CONDITIONER
- CABINET
- STORAGE ROOM
- IN WALL

- 120V AC
- COMBINER
- ASSISTED LISTENING SYSTEM
- CD PLAYER
- AMPLIFIER
- MIXER
- DSP
- POWER CONDITIONER
- CABINET
- STORAGE ROOM
- IN WALL

- 120V AC
- COMBINER
- ASSISTED LISTENING SYSTEM
- CD PLAYER
- AMPLIFIER
- MIXER
- DSP
- POWER CONDITIONER
- CABINET
- STORAGE ROOM
- IN WALL

1	8/31/23	PRE-BID INFO & ADDENDUM #1	Revision
2			
3			
4			
5			
6			
7			
8			
9			
10			
11			
12			

Hite associates
ARCHITECTURE / PLANNING / TECHNOLOGY
2600 Meridian Drive / Greenville, NC 27834 / tel (252) 757-0333



COMMUNITY CENTER AND GYMNASIUM FOR
Pitt County Office Park
403 Government Circle, Greenville, NC 27834

Project No.	22207
Date	July 2023
Drawing no.	IT 001



ES22051
ENGINEERING
SOURCE of NC, P.A.
102-42 Regency Blvd., Greenville, NC 27834
E-Mail Address: general@hiteassociates.com
Tel (252) 439-0333 • Fax (252) 439-0462 • TDD (252) 439-0462

THIS DRAWING IS THE PROPERTY OF ENGINEERING SOURCE OF NC, P.A. THIS DRAWING IS NOT TO BE COPIED IN WHOLE OR IN PART. THIS DRAWING OR THE INFORMATION HEREON IS NOT TO BE USED ON ANY OTHER PROJECT AND MUST BE RETURNED TO ENGINEERING SOURCE OF NC, P.A. UPON REQUEST. DO NOT SCALE THESE DRAWINGS. REFER TO ARCHITECTURAL DRAWINGS FOR EXACT DIMENSIONS.